



UPS MAIL INNOVATIONS®

Intelligent Mail®

Package Barcode (IMpb)



WE ♥ LOGISTICS™

Intelligent Mail[®] Package Barcode (IMpb)

Why IMpb?

In January 2012, UPS Mail Innovations will begin implementing the Intelligent Mail[®] Package Barcode (IMpb) system.

This enhanced barcode system is a mandatory change by the USPS, to improve the visibility of packages that travel through their network. As the mail expediting leader, UPS Mail Innovations will assist you during this transition.

What Platform Do You Utilize?

The shipping software platform that you use will ultimately affect your ability to produce an IMPB on your shipping label. UPS Mail Innovations will provide you with the postal knowledge and expertise during this transition. However, if you are using a non-UPS software vendor, we highly recommend that you establish a dialogue with them now regarding this upcoming postal requirement.



Why:

- United States Postal Service requirement effective January 2012*
- Not applicable for flat sized mail
- All parcels will require this barcode (with or w/o DC)

Benefits:

- Enhanced visibility on package movement
- Improved service
- More information contained on barcode


* Unique tracking barcode requirement effective January 2012; Tracking barcode (legacy barcode, IMpb) required July 2012; IMpb mandatory January 2013

Intelligent Mail[®] Package Barcode (IMpb)

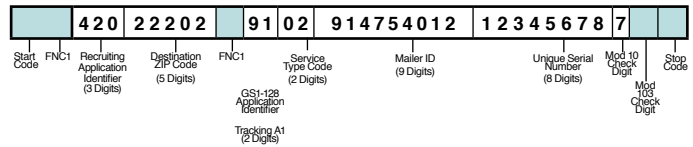
Barcode Descriptions

Legacy Confirmation Services Barcode

ZIP - USPS DELIVERY CONFIRMATION



420 22202 9102 914754012 12345678 7



Intelligent Mail[®] Package Barcode (IMpb)

BARCODE ELEMENTS EMBEDDED IN THE BARCODE

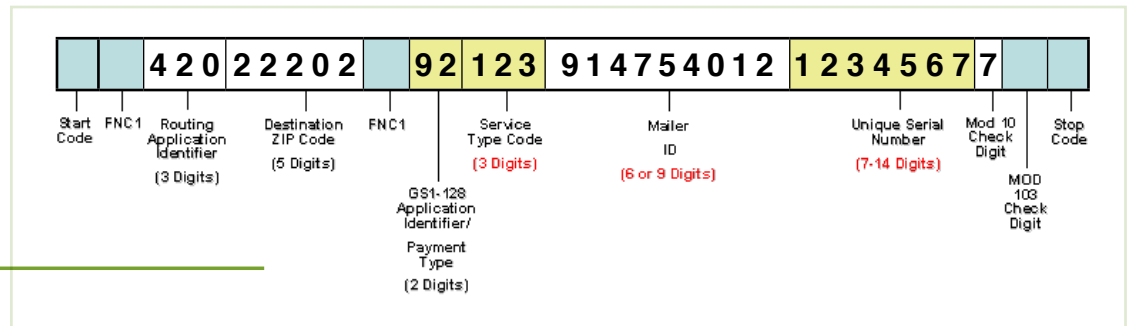
USPS TRACKING #



9212 3914 7540 1212 3456 77

GS1-128 proven barcode technology for reliable scanning

Shorter number sequence for improved visibility & clear areas



Standard banner description

NOTE: Routing application identifier and destination is embedded into the barcode but not shown in the human readable string

Intelligent Mail[®] Package Barcode (IMpb)

ELEMENT DEFINITIONS

TYPE	FIELD	FIELD LENGTH (in digits)	COMMENTS
Routing Information	Postal Routing Code Application Identifier	3	Always "420" when used; must be used if Destination ZIP Code is included
	Destination ZIP Code	5 or 9	Routing ZIP Code required
Tracking Information	Channel Application Identifier (AI)	2	Always "92" when a 9-digit Mailer Identifier is used; always "93" when a 6-digit Mailer Identifier is used
	Service Type Code (STC)	3	Identifies exact mail class and service combination
	Mailer Identifier (MID)	6 or 9	Most customers use 9-digit MID; 6-digit MID assigned on exception basis
	Serial Number	7, 10, 11, 14	If the Mailer Identifier is 9 digits, use a 7- or 11-digit number; if the Mailer Identifier is 6 digits, use a 10- or 14- digit number
	Mod 10 Check Digit	1	Calculation begins with Channel AI
TOTAL DATA PAYLOAD 34 (MAXIMUM)		34 (MAXIMUM)	

For more information about IMpb please visit:

<https://ribbs.usps.gov/indexcfm?page=intellmailmailpieces>

https://ribbs.usps.gov/intelligentmail_package/documents/tech_guides/PUB199IMPBImpGuide.pdf